

Fitting
Instructions
included



Product Catalogue 2024


Freefoam
Building Products



Everything you need to know about Freefoam

Freefoam's range includes fascia, soffit, rainwater, cladding, internal panelling and skirting products designed for and supplied to the building industry in Ireland, the UK & Mainland Europe and backed by an industry leading Lifetime Guarantee. Whether you are:

- An Architect looking for a contemporary palette
- A Specifier or Developer requiring sustainable products
- A PVC Stockist looking to grow your business
- An Installer seeking high quality, easy-to-fit roofline products
- A Homeowner who wants peace of mind and a low maintenance home improvement solution



Find out more online at
www.freefoam.com



Contents

Guarantee	4 - 5
Fascia	6 - 9
Colormax Colour Range	10
Soffit	11 - 12
Roofline Accessories	13 - 14
Colour Visualiser	15
Window Boards and Trims	16 - 17
Skirting and Door Surround	18
Plastops	19
Cladding	20 - 26
Rainwater Systems	27 - 32
Geopanel® Internal Panelling	33 - 35
How to become a Freefoam Registered Installer	36
Installation Guide	37 - 44
Roofline and Cladding Maintenance	45
Freefoam, the Colour Specialist	46
Notes	47



Industry leading guarantees

Freefoam has made a life-long company commitment to make and guarantee long life products through refining technical and manufacturing resources and the cumulative experience of product performance over many years.



50 Year Lifetime Extended Guarantee

Freefoam offers an extended 50 year Lifetime transferable guarantee on all white profiles in addition to the standard 20 year guarantee. The extended guarantee is available on roofline, cladding and rainwater installation projects, where only the Freefoam brand is used and fitted, and registered online by a Freefoam Registered Installer.

20 Year Standard Guarantee

All white Freefoam products are automatically covered by its standard 20 year guarantee. Products are guaranteed not to warp, crack, discolour or blister and provide resistance to air pollution. This level of protection can simply be extended to the industry leading Lifetime Guarantee.



10 Year Guarantee

Colour

The Freefoam colour range of fascia, soffit, cladding and rainwater products is eligible for a 10 Year Guarantee unique in the roofline industry. Backed by Freefoam's own innovative Colormax®.

Woodgrain

The Freefoam woodgrain range of fascia, soffit and cladding is eligible for a 10 Year Guarantee. Manufactured with market leading Renolit EXOFOL MX foil with Solar Shield technology (SST) which offers built-in sun reflection that reduces heat absorption, thus minimising profile temperature and expansion.

Fully transferable

The Freefoam guarantee doesn't end when a property changes hands. It can be transferred to the new owners and subsequent owners so they can continue to enjoy the same peace of mind. Some guarantees only cover domestic properties, but the Freefoam guarantee can also be used by landlords and specifiers from Local Authorities, Housing Associations and commercial projects.



See our full colour range

Unfold our handy colour swatch page at the back of this catalogue



Fascia

A comprehensive range of fascia manufactured to last.

- Available in four styles: Square Leg, Bullnose, Ogee and Flat in a wide range of widths
- Fascia available 10mm Reveal Liner or 16mm, 18mm Full Replacement
- A wide range of colours featuring Freefoam patented Colormax® technology
- Woodgrain finishes produced using marketing leading Renolit Exofol with built in Solar Shield Technology



Find out more online at
www.freefoam.com

Square Leg Fascia/Plain Fascia

Code	Description	Unit	Units per pack	Colour																	
				White	Black	Leather Brown	Paie Gold	Sable	Storm Grey	Dark Grey	Anthracite Grey	Woodgrain	WGM	WGO	WGB	WGR	WGI	WGAG	WGCHG	WGCR	WGATE
Square Leg Fascia / Reveal Liner 10mm																					
	FW100	100mm Square Leg Fascia	5m	4	●																
	FW125	125mm Square Leg Fascia	5m	2	●																
	FW150	150mm Square Leg Fascia	5m	2	●																
	FW175	175mm Square Leg Fascia	5m	2	●	●	●	●	●	●	●	●	●	●	●	●	●	●	●	●	●
	FW200	200mm Square Leg Fascia	5m	2	●	●	●	●	●	●	●	●	●	●	●	●	●	●	●	●	●
	FW225	225mm Square Leg Fascia	5m	2	●	●	●	●	●	●	●	●	●	●	●	●	●	●	●	●	●
	FW250	250mm Square Leg Fascia	5m	2	●																
	FW300	300mm Square Leg Fascia	5m	2	●																
	FW400	400mm Square Leg Fascia	5m	2	●																
	F410P	410mm Double Ended Square Leg Fascia	5m	2	●	●	●	●	●	●	●	●	●	●	●	●	●	●	●	●	●
	FW450	450mm Square Leg Fascia	5m	2	●																
	F605P	605mm Double Ended Square Leg Fascia	5m	1	●	●	●	●	●	●	●	●	●	●	●	●	●	●	●	●	●



Magnum Square Leg Fascia 18mm				Colour																		
Code	Description	Unit	Units per pack	White	Black	Leather Brown	Paie Gold	Sable	Storm Grey	Dark Grey	Anthracite Grey	Woodgrain	WGM	WGO	WGB	WGR	WGI	WGAG	WGCHG	WGCR	WGATE	
FMS150	150mm Magnum Square Leg Fascia	5m	2	●	●	●	●	●	●	●	●	●	●	●	●	●	●	●	●	●	●	●
FMS175	175mm Magnum Square Leg Fascia	5m	2	●	●	●	●	●	●	●	●	●	●	●	●	●	●	●	●	●	●	●
FMS200	200mm Magnum Square Leg Fascia	5m	2	●	●	●	●	●	●	●	●	●	●	●	●	●	●	●	●	●	●	●
FMS225	225mm Magnum Square Leg Fascia	5m	2	●	●	●	●	●	●	●	●	●	●	●	●	●	●	●	●	●	●	●
FMS250	250mm Magnum Square Leg Fascia	5m	2	●	●	●	●	●	●	●	●	●	●	●	●	●	●	●	●	●	●	●
FMS300	300mm Magnum Square Leg Fascia	5m	2	●	●																	
FMS400	400mm Magnum Square Leg Fascia	5m	1	●																		
FMS410	410mm Double Ended Magnum Square Leg Fascia	5m	1	●	●	●	●	●	●	●	●	●	●	●	●	●	●	●	●	●	●	●
FMS410.125	410mm Double Ended Magnum Square Leg Fascia	1.25m	2	●	●																	





FW / FMS / FMXS - Accessories				Colour																		
Code	Description	Unit	Units per pack	White	Black	Leather Brown	Paie Gold	Sable	Storm Grey	Dark Grey	Anthracite Grey	Woodgrain	WGM	WGO	WGB	WGR	WGI	WGAG	WGCHG	WGCR	WGATE	
FWJ	300mm Square Joint	Piece	10	●	●	●	●	●	●	●	●	●	●	●	●	●	●	●	●	●	●	●
FWX	300mm 90° Square External Corner	Piece	10	●	●	●	●	●	●	●	●	●	●	●	●	●	●	●	●	●	●	●
FWJJ	600mm Square Double Joint	Piece	10	●	●	●	●	●	●	●	●	●	●	●	●	●	●	●	●	●	●	●
FWXX	600mm Square Double Corner	Piece	10	●	●	●	●	●	●	●	●	●	●	●	●	●	●	●	●	●	●	●
FWXI	300mm 90° Square Internal Corner	Piece	10	●	●	●	●	●	●	●	●	●	●	●	●	●	●	●	●	●	●	●
FWFX	135° Square External Corner	Piece	10	●	●																	
FWFXI	135° Square Internal Corner	Piece	10	●	●																	
FWEC	100mm End Cap	Piece (L&R)	10	●	●																	
FWDC	300mm Large End Cap	Piece	10	●	●	●	●	●	●	●	●	●	●	●	●	●	●	●	●	●	●	●



See page 13 for diagrams

● Some colour products are subject to a lead time. Ask your stockist for details

Flat Fascia

Code	Description	Unit	Units per pack	White							Colour					Woodgrain												
				White	Black	Leather Brown	Pale Gold	Sable	Storm Grey	Dark Grey	Anthracite Grey	BL	LB	PG	SAB	SG	DG	AG	WGM	WGO	WGB	WGR	WGI	WGAG	WGCHG	WGCR		
Magnum Flat Fascia - 16mm																												
	FMF100	100mm Magnum Flat Fascia	5m	2	●																							
	FMF125	125mm Magnum Flat Fascia	5m	2	●																							
	FMF150	150mm Magnum Flat Fascia	5m	2	●																							
	FMF175	175mm Magnum Flat Fascia	5m	2	●																							
	FMF200	200mm Magnum Flat Fascia	5m	2	●																							
	FMF250	250mm Magnum Flat Fascia	5m	2	●																							
	FMF300	300mm Magnum Flat Fascia	5m	2	●																							
	FFMJJ	600mm Double Ended Flat Fascia Joiner	Piece	10	●																							
	FFMXX	600mm Double Ended Flat Fascia Corner	Piece	10	●																							
Tudor Board - 25mm																												
	FMXT145	Tudor Board	5m	2																				●	●	●	●	●

Decorative Roofline

Decorative Roofline Accessories & Boards																												
Code	Description	Unit	Units per pack	White							Colour					Woodgrain												
				White	Black	Leather Brown	Pale Gold	Sable	Storm Grey	Dark Grey	Anthracite Grey	BL	LB	PG	SAB	SG	DG	AG	WGM	WGO	WGB	WGR	WGI	WGAG	WGCHG	WGCR		
	FM01	Ogee Décor Mould	Piece	1	●	●	●																					
	FM02	Plain Mould (Open)	Piece	1	●																							
	FM03	Plain Mould (Closed)	Piece	1	●																							
	FM04	Scalloped Fascia Convex 18mm thick	5m	2	●																							
	FM05	Scalloped Fascia Concave 18mm thick	5m	2	●																							
Spires / Finials																												
	FIN_1	Finial	Piece	10	●																							
	FIN_1	Finial	Piece	1		●	●	●	●	●	●	●	●	●	●	●	●	●	●	●	●	●	●	●	●	●	●	●

● Some colour products are subject to a lead time. Ask your stockist for details



Don't forget Plastops!
Find them on page 19

Colormax Colour range

Fascia, Soffit, Window Boards and Trims



Woodgrain range





Fascia, Soffit, Window Boards, Trims and Cladding*



Notes:

1. Colours shown are for availability identification only. Please see colour swatch or product samples for exact colour representations.
2. Please note that the nearest Ral numbers above are provided for reference purposes only and do not guarantee a precise match. It is recommended that actual Freefoam product samples be used for comparison purposes.
3. Please contact Freefoam or see our Technical & Specification Manual for nearest Pantone and NCS reference numbers.

Please note that a lead time may apply to some products listed in this catalogue



Code	Description	Unit	Units per pack	Colour																			
				White	Black	Leather Brown	Pale Gold	Sable	Storm Grey	Dark Grey	Anthracite Grey	Manogany	Light Oak	Black Ash	WGR	Rosewood	Irish Oak	WGAG	Charwell Green	WGCHG	WGATE		
General Purpose Board - 10mm																							
	GPB100	100mm General Purpose Board	5m	4	●																		
	GPB100	100mm General Purpose Board	5m	4												●	●	●	●				
	GPB125	125mm General Purpose Board	5m	2	●																		
	GPB150	150mm General Purpose Board	5m	2	●	●	●	●	●	●	●	●	●	●	●	●	●	●	●	●	●	●	●
	GPB175	175mm General Purpose Board	5m	2	●	●	●	●	●	●	●	●	●	●	●	●	●	●	●	●	●	●	●
	GPB200	200mm General Purpose Board	5m	2	●	●	●	●	●	●	●	●	●	●	●	●	●	●	●	●	●	●	●
	GPB225	225mm General Purpose Board	5m	2	●	●	●	●	●	●	●	●	●	●	●	●	●	●	●	●	●	●	●
	GPB250	250mm General Purpose Board	5m	2	●	●	●	●	●	●	●	●	●	●	●	●	●	●	●	●	●	●	●
	GPB300	300mm General Purpose Board	5m	2	●	●	●	●	●	●	●	●	●	●	●	●	●	●	●	●	●	●	●
	GPB350	350mm General Purpose Board	5m	2	●	●	●	●	●	●	●	●	●	●	●	●	●	●	●	●	●	●	●
	GPB405	405mm General Purpose Board	5m	2	●	●	●	●	●	●	●	●	●	●	●	●	●	●	●	●	●	●	●
	GPB450	450mm General Purpose Board	5m	2	●	●	●	●	●	●	●	●	●	●	●	●	●	●	●	●	●	●	●
	GPB500	500mm General Purpose Board	5m	2	●	●	●	●	●	●	●	●	●	●	●	●	●	●	●	●	●	●	●
	GPB605	600mm General Purpose Board	5m	1	●	●	●	●	●	●	●	●	●	●	●	●	●	●	●	●	●	●	●
Vented General Purpose Board - 10mm																							
	GPBV100	100mm Vented	5m	4	●																		
	GPBV150	150mm Vented	5m	2	●											●	●	●	●				
	GPBV175	175mm Vented	5m	2	●											●	●	●	●				
	GPBV200	200mm Vented	5m	2	●																		
	GPBV225	225mm Vented	5m	2	●											●	●	●	●				
	GPBV250	250mm Vented	5m	2	●											●	●	●	●				
	GPBV300	300mm Vented	5m	2	●											●	●	●	●				
	GPBV350	350mm Vented	5m	2	●																		
	GPBV405	405mm Vented	5m	2	●											●	●	●	●				
	GPBV450	450mm Vented	5m	2	●																		
	GPBV500	500mm Vented	5m	2	●																		
	GPBV605	600mm Vented	5m	1	●																		●
Double Vented General Purpose Board - 10mm																							
	GPBDV225	225mm Double Vented	5m	2	●																		
	GPBDV300	300mm Double Vented	5m	2	●											●							
	GPBDV350	350mm Double Vented	5m	2	●																		
	GPBDV450	450mm Double Vented	5m	2	●																		
	GPBDV605	605mm Double Vented	5m	2	●																		
Hollow Soffit - 10mm																							
	F104	100mm Hollow Soffit	5m	10	●																		
	F312	300mm Hollow Soffit	5m	4	●																		
	F112	300mm Hollow Soffit	5m	4	●	●	●	●	●	●	●	●	●	●	●	●	●	●	●	●	●	●	●
	F112	300mm Hollow Soffit	5m	4	●																		

● Some colour products are subject to a lead time. Ask your stockist for details

Soffit Trims, Ventilation & Eaves Protection


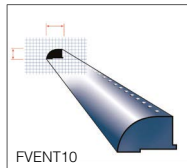
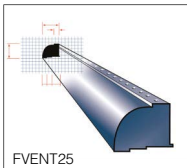
Code	Description	Unit	Units per pack	Colour										Woodgrain									
				White	Black	Leather Brown	Pale Gold	Sable	Storm Grey	Dark Grey	Anthracite Grey	AG	Mahogany	Light Oak	Black Ash	Rosewood	Irish Oak	WGI	WGAG	WGCHG	WGCR	WGATE	
GPB / GPBV / GPBDV / Hollow Soffit - Finishing Trims																							
See page 14 for diagrams	F105	Wall Trim/ F Sec	5m	10	●	●	●	●	●	●	●	●	●	●	●	●	●	●	●	●	●	●	●
	F106	Joint Trim/ H Sec	5m	10	●	●	●	●	●	●	●	●	●	●	●	●	●	●	●	●	●	●	●
	F107	Starter Trim/ J Sec	5m	10	●	●	●	●	●	●	●	●	●	●	●	●	●	●	●	●	●	●	●
	F108	External Corner Trim	5m	5	●	●	●	●	●	●	●	●	●	●	●	●	●	●	●	●	●	●	●
	FZ106	Flexible H-trim/Joint Trim	5m	10	●	●	●	●	●	●	●	●	●	●	●	●	●	●	●	●	●	●	●

Soffit Ventilation																							
Code	Description	Unit	Units per pack	Colour										Woodgrain									
				White	Black	Leather Brown	Pale Gold	SAB	Storm Grey	Dark Grey	Anthracite Grey	AG	Mahogany	Light Oak	Black Ash	Rosewood	Irish Oak	WGI	WGAG	WGCHG	WGCR	WGATE	
F104V	Hollow Soffit Vent	5m	10	●																			
F109	Soffit Ventilator	5m	10	●	●	●	●	●	●	●	●	●	●	●	●	●	●	●	●	●	●	●	●
F109M	Mesh 30m long x 48mm wide	Piece	1	●																			
FCV	Circular Soffit Vent	Piece	50	●	●								●										



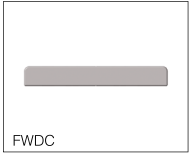

Fascia Ventilation & Eaves Protection

Code	Description	Unit	Units per pack	Colour										Woodgrain									
				White	Black	Leather Brown	Pale Gold	SAB	Storm Grey	Dark Grey	Anthracite Grey	AG	Mahogany	Light Oak	Black Ash	Rosewood	Irish Oak	WGI	WGAG	WGCHG	WGCR	WGATE	
Roofline & Ventilation Accessories																							
FVENT10	10mm Over Fascia Vent*	1m	50	●																			
FVENT25	25mm Over Fascia Vent*	1m	50	●																			
FPEP1	Eaves Protector*	1m	10	●																			
FPBC1	Bird Comb*	1m	50	●																			




● Some colour products are subject to a lead time. Ask your stockist for details
Hollow Soffit, F112 or F312, should not be used as an external wall cladding.


Square Leg Fascia Accessories (FW, FMS, FMXS) - from page 7





Ogee Fascia Accessories (FO, FMO) - from page 8





Magnum Fascia Accessories (FMR & FMF) - from pages 8 & 9



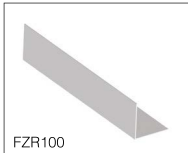
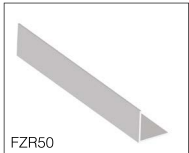
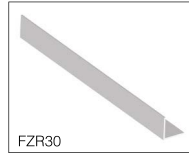



Soffit Accessories (GPB, GPBV, GPBDV) – from page 12



Window Trims – from page 17



Rigid & Flexi Angles – from page 17



Skirting and Door Surround – from page 18



Find out more online at
www.freefoam.com

Colour Roofline Visualiser

Freefoam have seventeen colour and woodgrain shades to choose from. Use this handy online tool to help visualise the different colour options in our fascia, soffit and guttering range.

Choose any combination of colours to plan your project.

Go to
www.freefoam.com/professional

Colour Roofline Visualiser





Windowboards, Architraves, Angles and Trims



High quality window boards, trims and accessories including end caps, architraves and angles available in a wide range of designs, sizes, colours and woodgrain finishes to match any window installation.



See our full colour range

Unfold our handy colour swatch page at the back of this catalogue

Window Boards and Trims

Code	Description	Unit	Units per pack	White										Colour										Woodgrain										Woodgrain Matt	
				Black	Leather Brown	Pale Gold	Sable	Storm Grey	Dark Grey	Anthracite Grey	WGM	WGO	WGB	WGR	WGI	WGAG	WGCHG	WGCR	WGW	WGATE	WGSMBL	WGSMBL													
Window Boards - 10mm																																			
	FB150	150mm Bullnose Window Board	5m	2	●																														
	FB175	175mm Bullnose Window Board	5m	2	●																														
	FB200	200mm Bullnose Window Board	5m	2	●																														
	FB225	225mm Bullnose Window Board	5m	2	●																														
	FB250	250mm Bullnose Window Board	5m	2	●																														
	FB455	455mm Bullnose Window Board (Double Ended)	5m	2	●																														
	FBDC	Large End Cap	Piece	50	●																														
	FBEC	End Cap for FB Board	Pair (L&R)	50	●																														
Architraves - 6mm																																			
	FA45	40mm Architrave	5m	20	●																														
	FA45	40mm Architrave	5m	10	●																														
	FA65	60mm Architrave	5m	10	●																														
	FA90	90mm Architrave	5m	10	●																														
Window Trims																																			
See page 14 for diagrams	FQ12	12mm Quadrant	5m	25	●																														
	FQ12	12mm Quadrant	5m	10	●																														
	FQ19	19mm Quadrant	5m	25	●																														
	FQ19	19mm Quadrant	5m	10	●																														
	FR15	15mm Square	5m	25	●																														
	FR25	25mm Square	5m	10	●																														
	FR25	25mm Square	5m	5	●																														
	FD28	28mm D Section	5m	25	●																														
	FD28	28mm D Section	5m	10	●																														
	FF20	20mm Fillet	5m	25	●																														
	FF20	20mm Fillet	5m	10	●																														
	FF28	28mm Fillet	5m	25	●																														
	FF28	28mm Fillet	5m	10	●																														
	Rigid & Flexi Angles																																		
See page 14 for diagrams	FZ25	25 x 25mm Flexi Angle	5m	25	●																														
	FZ50	50 x 50mm Flexi Angle	5m	10	●																														
	FZ100	100 x 80mm Hollow Angle	5m	10	●																														
	FZR30	30 x 30mm Rigid Angle	5m	20	●	●																													
	FZR30	30 x 30mm Rigid Angle	5m	10	●																														
	FZR40	40 x 40mm Rigid Angle	5m	20	●																														
	FZR50	50 x 50mm Rigid Angle	5m	10	●	●																													
	FZR100	100 x 100mm Rigid Angle	5m	5	●	●																													

★ Products available in the following colours to complement Woodgrain Range, Black and Leather Brown



Skirting and Door Surround

PVC-U Skirting and Door Surround

A high quality ogee shape PVC skirting and door surround product.


The ideal low maintenance, quick fix solution to any home improvement project.

Save time with no more sanding or painting with this simple, streamlined solution.

A neat professional finish every time.

- Save time by up to 50%
- Low maintenance
- Long lasting performance

Code	Description	Unit	Units per pack	White
Skirting and Door Surround				
FOS70	70mm Door Surround	5.2m	5	●
FOS125	125mm Skirting	5m	5	●





Plastops

Freefoam's own range of colour matched plastic-headed pins produced from A4 marine grade stainless steel to eliminate the risk of rust and discolouration. Available in a variety of sizes and colours to match our fascia, soffit and cladding systems.

Code	Description	Unit	Units per pack	Colour																	
				White			Colour						Woodgrain								
				White	Black	Leather Brown	Pale Gold	Sable	Storm Grey	Dark Grey	Anthracite Grey	Mahogany	Light Oak	Black Ash	Rosewood	Irish Oak	Anthracite Grey	Chantwell Green	Cream	Agate Grey	
PlasTops																					
P30	30mm Pins	30mm	200	●	●	●	●	●	●	●	●	●	●	●	●	●	●	●	●	●	●
P40	40mm Pins	40mm	200	●	●	●	●	●	●	●	●	●	●	●	●	●	●	●	●	●	●
N40	40mm Nails	40mm	100	●																	
N50	50mm Nails	50mm	100	●	●	●	●	●	●	●	●	●	●	●	●	●	●	●	●	●	●
N65	65mm Nails	65mm	100	●	●	●	●	●	●	●	●	●	●	●	●	●	●	●	●	●	●
ACSS250	Cladding Screws	30mm	250																		
CP30	Cladding Pins	30mm	250	●																	

Please order Woodgrain Mahogany Pins & Nails to match Woodgrain Rosewood products
 Please order Anthracite Grey Pins & Nails to match Woodgrain Anthracite Grey products
 Please order Black Pins & Nails to match Woodgrain Black Ash



Cladding

A range of exterior cladding products to provide not only a decorative but also a protective facing to any new build or renovation project.

- Standard Open V and Shiplap styles in white and woodgrain finishes
- Fortex® embossed cladding in Double Shiplap, Weatherboard and Shadow Gap Styles.
- X-Wood 16mm woodgrain heavy duty cladding.

Durable

- Standard white cladding products are eligible for a standard 20 year guarantee that can be extended to an impressive 50 year guarantee* when registered online.
- Woodgrain, Fortex embossed and X-Wood cladding comes with a 10 year guarantee.

Light and easy to install

PVC-U cladding panels are designed to make storing, handling and fitting quick and easy. With the weatherboard cladding weighing just 3.15kg per 5 metre board it is 4 times lighter than comparable fibre cement board.

A+ rated

PVC cladding offers a sustainable solution. Fortex comes with significant environmental credentials with the Building Research Establishment's (BRE) 'Green Guide To Specification, giving PVC cladding an A+ rating when installed with standard components.

* subject to T & Cs

Standard Cladding

Code	Description	Unit	Units per pack	Aluminium Grey	White	GY	WGM	WGO	WGB	WGR	WGAG
Shiplap Cladding											
FC151	151mm Shiplap	5m	5		●	●	●	●	●	●	●
FC210	Butt Joint	Piece	10		●	●	●	●	●	●	●



Open V Cladding											
FV100	100mm Open V	5m	5		●						
FV100	100mm Open V	5m	4			●	●	●	●	●	●
FV209	Butt Joint	Piece	10		●	●	●	●	●	●	●



Cladding Trims and Accessories											
FC3013*	2 Part Edge Trim	3m	5		●	●	●	●	●	●	●
FC3023*	Universal Edge Trim	3m	5		●	●	●	●	●	●	●
FC3043*	2 Part External Corner Trim	3m	5		●	●	●	●	●	●	●
FC3153*	2 part H trim	3m	5		●	●	●	●	●	●	●
FC3123*	25mm Multi Vent Starter Trim	3m	5		●	●					
FC311E3	25mm 2 Part Multi Vent Starter/Cover Trim	3m	1		●						
FC3113	25mm 2 Part Multi Vent Starter/Cover Trim					●	●	●	●	●	●
FC206*	Drip Trim	5m	5		●						
FCA3063*	Drip Trim Aluminium	3m	6	●							
FCF2123*	Starter Trim	3m	5		●						
FC318E3	'H' Edge/ Extension Trim	3m	1		●						
FC319E3	2 Part Reveal Liner	3m	1		●						
ACSS250	Cladding Screws	30mm	250								

See page 23
for diagrams

* Can be bought in single pack quantities



Find out more online at
www.freefoam.com

Embossed Cladding

White Colour

FORTEX[®]

Code	Description	Unit	Units per pack	White	Aluminium Grey										
				GY	PG	SAND	PB	CAP	AB	MG	SG	SLG	CLB	SAGN	AG

333mm Double Plank Shiplap Embossed



FCD333E	333mm Double Shiplap Cladding	5m	2	●	●	●	●	●	●	●	●	●	●	●	●	●	●	●
FCD210E	Butt Joint	Piece	10	●	●	●	●	●	●	●	●	●	●	●	●	●	●	●

170mm Feather Edge Weatherboard Embossed



FCF170E	170mm Embossed	5m	4	●	●	●	●	●	●	●	●	●	●	●	●	●	●	●
FCF209E	Butt Joint	Piece	10	●	●	●	●	●	●	●	●	●	●	●	●	●	●	●

180mm Shadow Gap Cladding Pine Embossed



FCG182PE	182mm Shadow Gap Embossed Cladding	5m	4	●	●	●	●	●	●	●	●	●	●	●	●	●	●	●
FCG209E	Butt Joint	Piece	10	●	●	●	●	●	●	●	●	●	●	●	●	●	●	●


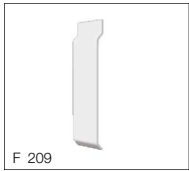


Cladding Trims and Accessories

See page 23
for diagrams


	Description	Unit	Units per pack	White	Aluminium Grey													
				GY	PG	SAND	PB	CAP	AB	MG	SG	SLG	CLB	SAGN	AG			
FC301E3*	2 Part Edge Trim	3m	5	●	●	●	●	●	●	●	●	●	●	●	●	●	●	●
FC302E3*	Universal Edge Trim	3m	5	●	●	●	●	●	●	●	●	●	●	●	●	●	●	●
FC304E3*	2 Part External Corner Trim	3m	5	●	●	●	●	●	●	●	●	●	●	●	●	●	●	●
FC307E3*	2 Part Internal Corner Trim	3m	5	●	●	●	●	●	●	●	●	●	●	●	●	●	●	●
FC317E3*	2 Part 135° External Corner Trim	3m	5	●	●	●	●	●	●	●	●	●	●	●	●	●	●	●
FC315E3*	2 Part 'H' Trim	3m	5	●	●	●	●	●	●	●	●	●	●	●	●	●	●	●
FCF2123*	Starter Trim	3m	5	●	●	●	●	●	●	●	●	●	●	●	●	●	●	●
FCA3063*	Drip Trim Aluminium	3m	6	●	●	●	●	●	●	●	●	●	●	●	●	●	●	●
FC319E3	2 Part Reveal Liner	3m	5	●	●	●	●	●	●	●	●	●	●	●	●	●	●	●
FC318E3	'H' Edge/Extension Trim	3m	5	●	●	●	●	●	●	●	●	●	●	●	●	●	●	●
FC3123*	25mm Multi Vent Starter Trim	3m	5	●	●	●	●	●	●	●	●	●	●	●	●	●	●	●
FC311E3	25mm 2 Part Multi Vent Starter/Cover Trim	3m	5	●	●	●	●	●	●	●	●	●	●	●	●	●	●	●
FC320E3	45mm Vented Starter Trim	3m	5	●	●	●	●	●	●	●	●	●	●	●	●	●	●	●
ACSS250	Cladding Screws	30mm	250	●	●	●	●	●	●	●	●	●	●	●	●	●	●	●

* Can be bought in single pack quantities

Cladding Trims for Standard Range - from page 21



Cladding Trims for Fortex Embossed Range - from page 22



Fortex Natura Cladding



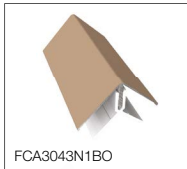

Code	Description	Unit	Units per pack	Malted Oak MO	Grey Cedar GC	Barnwood Oak BO	Siberian Larch SL	Greyed Oak GYO	Aged Padauk AP	Grey
------	-------------	------	----------------	---------------	---------------	-----------------	-------------------	----------------	----------------	------

Fortex Natura Cladding										
FVC150N1	Fortex Natura Cladding	5m	4	●	●	●	●	●	●	●



Fortex Natura Cladding Trims										
FCA3023N1	Aluminium J Trim	3m	2	●	●	●	●	●	●	●
FCA3043N1	2 Part Aluminium External Corner Trim	3m	2	●	●	●	●	●	●	●
FCA3153N1	2 Part Aluminium H Trim	3m	2	●	●	●	●	●	●	●
FCA3163N1	Aluminium Ventilator Cover Trim	3m	2	●	●	●	●	●	●	●
FC3123	25mm Multi Vent Starter Trim	3m	5							●
FCA3063	Aluminium Drip Trim	3m	1							●
ACSS250	Cladding Screws	30mm	250							

Cladding Trims for Fortex Natura Range



Fortex Natura Trim Range Colours


Malted Oak
RAL 8008M




Grey Cedar
RAL 7023M



Barnwood Oak
RAL 1019M



Siberian Larch
RAL 8003M



Greyed Oak
RAL 7006M



Aged Padauk
RAL 7022M



X-Wood Cladding**

Woodgrain



Code	Description	Unit	Units per pack	White	White WGWR	Aluminium Grey
X-Wood Cladding						
FCV143	X Wood Cladding	5m	2	●	●	●
FCV209	Butt Joint	Piece	10	●	●	●



X-Wood Cladding Trims

Code	Description	Unit	Units per pack	White	White WGWR	Aluminium Grey
FCA3013*	2 Part 'U' Trim	3m	5	●	●	●
FCA3023*	'J' Trim	3m	5	●	●	●
FCA3043*	2 Part External Corner Trim	3m	5	●	●	●
FCA3153*	2 Part 'H' Trim	3m	5	●	●	●
FCA3163	Cover Trim for Vented Starter Trim	3m	1	●	●	●
FC3123	25mm Multi Vent Starter Trim	3m	1			●
FCA3123*	Aluminium Starter Trim	3m	5			●
FCA3063*	Drip Trim Aluminium	3m	6			●
ACSS250	Cladding Screws	30mm	250			

* Can be bought in single pack quantities

Cladding Trims for X-Wood Range



** Lead times apply to X-Wood Cladding



See our full colour range

Handy colour swatch page at the back of this catalogue

Fortex Cladding Colour Range



X-Wood Cladding Colour Range



Fortex Natura Cladding Colour Range





Freeflow[®]

Rainwater Systems

Freefoam offer the Freeflow[®] range of innovative, high quality PVC-U rainwater systems.

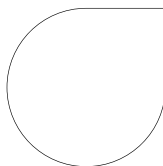
Each rainwater system is co-extruded with a white interior and a range of exterior colours - Freefoam's innovative solution to the problems associated with rapid heat absorption and expansion of gutters.

Systems


Square, Round, Deep, Ogee and Cast Iron effect

Colours

White




Black



Anthracite Grey



Leather Brown

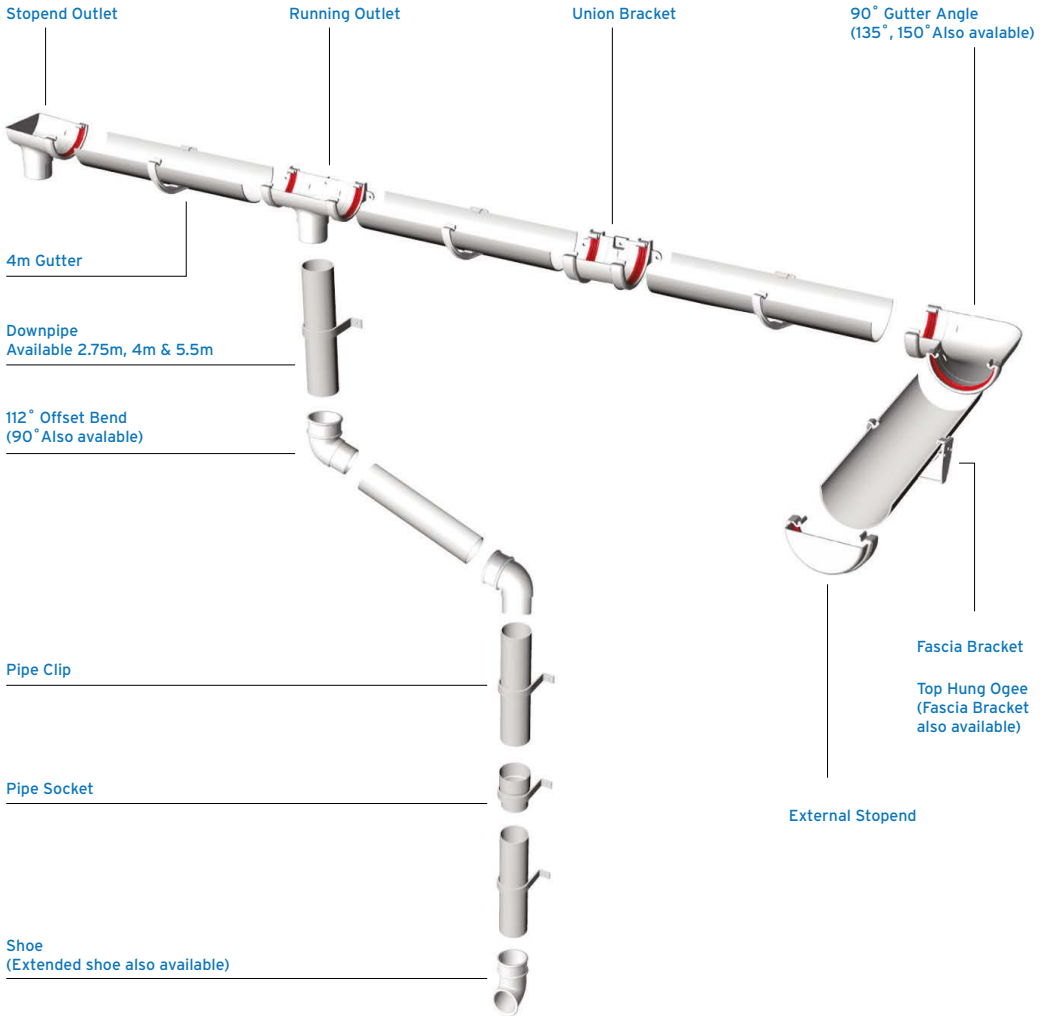


Cast Iron



Find out more online at
www.freefoam.com

Rainwater Systems



Co-extruded Gutters

Each rainwater system is co-extruded with a white interior and a range of exterior colours - Freefoam's innovative solution to the problems associated with rapid heat absorption and expansion of gutters.







Square and Round Rainwater Systems


Code	Description	Box/Pack Quantities	White	Black	Leather Brown	Anthracite Grey	BL	LB	AG
Freeflow Square Gutter & Fittings									
FSG400	4 Mtr Square Gutter	6	●	●	●	●			
FSG500	5 Mtr Square Gutter	6	●	●	●	●			
FRS601	150° Gutter Angle	24/1	●	●	●	●			
FRS602	Union Bracket	24/6	●	●	●	●			
FRS603	90° Gutter Angle	20/1	●	●	●	●			
FRS604	135° Gutter Angle	26/1	●	●	●	●			
FRS605	Running Outlet	16/1	●	●	●	●			
FRS606	Stopend Outlet	30/1	●	●	●	●			
FRS607	Stopend External	135/15	●	●	●	●			
FRS608	Stopend Internal	200/10	●	●	●	●			
FRS609	Fascia Bracket	150/25	●	●	●	●			
FRS611	Square to Round Gutter Adaptor	55/11	●	●	●				



Square and Round Rainwater Systems


	Code	Description	Box/Pack Quantities	White	Black	Leather Brown	Anthracite Grey	
	Freeflow Square Downpipe & Fittings							
	FSP275	2.75 Mtr Square Downpipe	6	●	●	●	●	
	FSP400	4 Mtr Square Downpipe	6	●	●	●	●	
	FSP550	5.5 Mtr Square Downpipe	4	●	●	●	●	
	FRS524	90° Offset Bend	40/10	●	●	●	●	
	FRS525	Pipe Socket	100/10	●	●	●	●	
	FRS526	Pipe Clip	200/10	●	●	●	●	
	FRS536	Flush Pipe Clip	240/30	●	●	●	●	
	FRS527	112° Offset Bend	30/5	●	●	●	●	
	FRS528	Shoe	56/14	●	●	●	●	
	FRS529	112° Branch	20/10	●	●	●	●	
	FRS531	Square to Round Pipe Adaptor	100/10	●	●	●	●	
	FRS532	Mini Offset	20/1	●	●	●	●	
FRS533	Access Pipe	20/4	●	●	●	●		


	Code	Description	Box/Pack Quantities	White	Black	Leather Brown	Anthracite Grey	
	Freeflow Round Gutter & Fittings							
	FRG400	4 Mtr Gutter	6	●	●	●	●	
	FRG500	5 Mtr Gutter	6	●	●	●	●	
	FRR601	150° Gutter Angle	34/1	●	●	●	●	
	FRR602	Union Bracket	30/6	●	●	●	●	
	FRR603	90° Gutter Angle	22/1	●	●	●	●	
	FRR604	135° Gutter Angle	30/1	●	●	●	●	
	FRR605	Running Outlet	18/1	●	●	●	●	
	FRR606	Stopend Outlet	30/1	●	●	●	●	
	FRR607	External Stopend	120/15	●	●	●	●	
	FRR608	Internal Stopend	270/30	●	●	●	●	
FRR609	Fascia Bracket	180/30	●	●	●	●		
FRS611	Square to Round Gutter Adaptor	55/11	●	●	●	●		


	Code	Description	Box/Pack Quantities	White	Black	Leather Brown	Anthracite Grey	
	Freeflow Round Downpipe & Fittings							
	FRP275	2.75 Mtr Round Downpipe	6	●	●	●	●	
	FRP400	4 Mtr Round Downpipe	6	●	●	●	●	
	FRP550	5.5 Mtr Round Downpipe	4	●	●	●	●	
	FRR524	90° Offset Bend	40/10	●	●	●	●	
	FRR525	Pipe Socket	100/10	●	●	●	●	
	FRR526	Pipe Clip	180/30	●	●	●	●	
	FRR536	Flush Pipe Clip	200/10	●	●	●	●	
	FRR527	112° Offset Bend	48/9	●	●	●	●	
	FRR528	Shoe	40/10	●	●	●	●	
	FRR529	112° Branch	20/10	●	●	●	●	
	FRR530	Hopper (FITS SQ OR RD)	10/1	●	●	●	●	
	FRR532	Mini Offset	20/1	●	●	●	●	
FRR533	Access Pipe	20/1	●	●	●	●		

● Some colour products are subject to a lead time. Ask your stockist for details

Ogee and Deep Rainwater Systems

Code	Description	Box/Pack Quantities	White	Black	BL	Leather Brown	LB	Anthractite Grey	AG
Freeflow Ogee Gutter & Fittings									
	FOG400	4 Mtr Ogee Gutter	4	•	•	•	•	•	•
	FRO601	150° Gutter Angle	10/1	•	•	•			
	FRO602	Union Bracket	22/1	•	•	•	•	•	
	FRO603	90° Gutter Angle	10/1	•	•	•	•	•	
	FRO604	135° Gutter Angle	12/1	•	•	•	•	•	
	FRO605	Running Outlet	12/1	•	•	•	•	•	
	FRO606	Stopend Outlet	24/1	•	•	•	•	•	
	FRO607	External Stopend	80/10	•	•	•	•	•	
	FRO608	Internal Stopend	100/10	•	•	•	•	•	
	FRO609	Fascia Bracket	100/20	•	•	•	•	•	
	FRO611	Ogee 2 Sq Adaptor	1/1	•	•	•			
	FRR611	Ogee 2 Rnd Adaptor	1/1	•	•	•			
	FRO613	Top Hung Fascia Bracket	150/25	•	•	•			

Freeflow Deep Gutter & Fittings									
	FDG400	4 Mtr Deep Round Gutter	4	•	•	•	•	•	•
	FDG602	Union Bracket	26(2x10,1x6)	•	•	•	•	•	•
	FDG603	90° Gutter Angle	15/1	•	•	•	•	•	•
	FDG604	135° Gutter Angle	24/1	•	•	•	•	•	•
	FDG605	Running Outlet	14/1	•	•	•	•	•	•
	FDG607	External Stopend	96/12	•	•	•	•	•	•
	FDG608	Internal Stopend	300/30	•	•	•	•	•	•
	FDG609	Fascia Bracket	150/25	•	•	•	•	•	•
	FDG611	Deep to Round Adaptor	1/1	•	•				

Steel Gutter Brackets*									
	FRR614	Galvanized Steel Adjustable Side Rafter Bracket	1						
	FRR615	Galvanized Steel Rise and Fall Bracket	1						
	FRR616	Galvanized Steel Drive for rise and Fall Bracket	1						
	FRR617	Galvanized Steel Side Rafter Bracket	1						

* Only suitable for round gutter system, see page 29



Find out more online at
www.freefoam.com

Cast Rainwater Systems

	Code	Description	Box/Pack Quantities	Cast Iron	CBL
Freeflow Round Gutter & Fittings - Cast Iron					
	FRG400CBL	4 Mtr Round Gutter	1		•
	FRR602CBL	Union Bracket	1		•
	FRR603CBL	90° Gutter Angle	1		•
	FRR604CBL	135° Gutter Angle	1		•
	FRR605CBL	Running Outlet	1		•
	FRR606CBL	Stopend Outlet	1		•
	FRR607CBL	External Stopend	1		•
	FRR609CBL	Fascia Bracket	1		•
	Freeflow Deep Gutter & Fittings - Cast Iron				
	FDG400CBL	4 Mtr Deep Gutter	1		•
	DF602CBL	Union Bracket	1		•
	DF603CBL	90° Gutter Angle	1		•
	DF604CBL	135° Gutter Angle	1		•
	DF605CBL	Running Outlet	1		•
	DF607CBL	External Stopend	1		•
	DF609CBL	Fascia Bracket	1		•
	Freeflow Round Downpipe & Fittings - Cast Iron				
	FRP275CBL	2.75 Mtr Round Downpipe	1		•
	FRP550CBL	5.5 Mtr Round Downpipe	1		•
	FRR524CBL	90° Offset Bend	1		•
	FRR526CBL	Pipe Clip	1		•
	FRR527CBL	112° Offset Bend	1		•
	FRR528CBL	Shoe	1		•
	FRR529CBL	112° Branch	1		•
	FRR530CBL	Hopper (FITS SQ OR RD)	1		•
	FRR532CBL	Mini Offset	1		•
	FRR534CBL	Round Magnum Style Pipe Clip	1		•
	FRR535CBL	Pipe Clip Collar	1		•
Gutter Brush					
	AGBRBL10	Freefoam Gutter Brush Black - 10 x (4m x 100mm)	10		•

CBL

Cast Iron

Black



PVC Internal Panelling

A clean and modern design option, the Geo-panel® panelling system can be fitted to any interior wall to quickly and easily refurbish and restyle bathrooms, kitchens, utility rooms - and even home offices!

The Geo-panel® range includes a wide variety of colours and textures, from classic marble and traditional white gloss tiles through to contemporary quartz and matt concretes. For a perfect finish, choose from our ceiling panels and our collection of high-quality PVC and aluminium trims.

Easy to fit

- Panels fit together with a waterproof tongue-and-groove joint
- No drying time and grouting
- Fix over existing surfaces, including tiles
- No specialist training required
- Range of PVC and Aluminium trims

GEO®
panel

Geo-Panel® Wall, Ceiling and Trim Range

Code	Description	Unit	Units per pack	WHC	PMC	LGMC	WDC	SGDC	ASC	WMC	SMC	CGMC	CGBC	GQMC	AZMC	WHGTC	LGTC	AZGTC
				White Gloss	Pergamon Marble	Light Grey Marble	White Diamond Stone	Storm Grey Diamond Stone	Arctic Sparkle	White Marble	Silver Metallic	Matt Concrete Grey	Matt Concrete Beige	Grey Quartz Matt	Grey Azure Matt	White Gloss - Tile	Light Grey Gloss - Tile	Azure Gloss - Tile

Premium Wide Panel 2.4m x 1m x 10.5mm

GE7	Geopanel 1000mm Wide Panel	2.4m	4	•	•	•	•	•	•	•	•	•	•	•	•	•	•	•
-----	----------------------------	------	---	---	---	---	---	---	---	---	---	---	---	---	---	---	---	---

Code	Description	Unit	Units per pack	White	Bright Silver	WH	SI

Premium Wide Panel Aluminium Trims

GET7AUT	Aluminium End U White	2.4m	1	•	•		
GET7AIC	Aluminium Internal Corner White	2.4m	1	•	•		
GET7AEC	Aluminium External Corner White	2.4m	1	•	•		
GET7AHT	Aluminium H-Join White	2.4m	1	•	•		

Code	Description	Unit	Units per pack	White Gloss	Pergamon Marble	Light Grey Marble	White Diamond Stone	Arctic Sparkle	WHC	PMC	LGMC	WDC	ASC

Classic Slim Panels 2.7m x 250mm x 5mm

GE8	Geopanel 250mm Wide PVC Panel	2.7m	4	•	•	•	•	•					
-----	-------------------------------	------	---	---	---	---	---	---	--	--	--	--	--

Classic Slim Panels 4m x 200mm x 5mm

GE8	Geopanel 200mm Wide PVC Panel	4m	4	•									
-----	-------------------------------	----	---	---	--	--	--	--	--	--	--	--	--

Ceiling Panels 200mm x 6mm

GE8TSHWC	PVC Ceiling Panel - 2 Strip White/Silver	2.7m	5	•									
GE8TSHWC4	PVC Ceiling Panel - 2 Strip White/Silver	4m	5	•									

Ceiling Panels 250mm x 5mm

GE8WHCSI	5mm PVC Ceiling Panel Silver Edge	2.7m	5	•									
----------	-----------------------------------	------	---	---	--	--	--	--	--	--	--	--	--

Code	Description	Unit	Units per pack	White	Silver	WH	SI


Classic Slim & Ceiling Panel Trims

GET8UT	Geopanel PVC 6.2mm End U White	2.7m	10	•	•		
GET8EC	Geopanel PVC 6.2mm External Corner White	2.7m	10	•	•		
GET8IC	Geopanel PVC 6.2mm Internal Corner Silver	2.7m	10	•	•		
GET8HT	Geopanel PVC 6.2mm H-Join White	2.7m	10	•	•		
GET8SM	Geopanel PVC 6.2mm Scotia Moulding White	2.7m	10	•	•		

Geo-panel® Internal Panelling Finishes

● Slim
 ● Wide

White Gloss (WHC)




Pergamon Marble (PMC)




Light Grey Marble (LGMC)




White Diamond Stone (WDC)



Storm Grey
Diamond Stone (SGDC)



Arctic Sparkle (ASC)




White Marble (WMC)



Silver Metallic (SMC)




Matt Concrete Grey (CGMC)



Matt Concrete Beige (CGBC)



Grey Quartz Matt (GQMC)



Grey Azure Matt (AZMC)




White Gloss - Tile
(WHGTC)



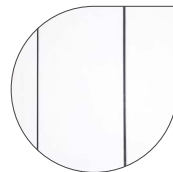
Light Grey Gloss -
Tile (LGGTC)




Azure Gloss - Tile
(AZGTC)



Ceiling Panel
White Gloss Silver Edge
(GE8WHCSI)



Ceiling Panel
White Silver Strip
(GE8TSHWC)



Note:

Colours/designs shown in this brochure are for availability identification only. Please see in store display or samples for exact colour/design representations.

FREE Marketing Pack



 Registered
Installer

Become a Freefoam Registered Installer TODAY!

There's never been a better time to get your business aligned to one of the major roofline brands.

FREE TO JOIN FREEFOAM!

my freefoam

Reasons to become a freefoam registered installer

- Offer your customers a market leading product guarantee straight from the manufacturer*
- Stand out from the crowd. Only Freefoam Registered Installers can offer the Extended 50 year Guarantee
- Marketing and Sales support to build your business.

**Free leads! Generated from our consumer websites,
myfascia.co.uk and mycladding.com**

APPLY TODAY ONLINE AT www.myfreefoam.com



Installation Guide

Preparation

Plan all roofline installation procedures, system components and installation sequence before onsite fitting begins.

Ensure all work is carried out in accordance with good construction practice and complies with relevant Building Regulations.

Access

Never attempt to access the work area with an unsupported ladder or without a stable deck.

Always use a full scaffold platform or a purpose built cantilevered deck system with guard rails.

Storage and Handling

Load and unload by hand and support both ends of a 5m length when handling. Stack no higher than 1m, in pack sleeve on a flat base. Avoid contact with solvents, paint, creosote, bitumen etc. Coloured products should not be stored in direct sunlight, as heat distortion may occur.

Cutting

Use conventional carpentry tools. Run power tools at speeds appropriate for timber. Nail and screw holes do not require pre-drilling.

Asbestos

By law all asbestos materials must be removed by trained operatives under strictly controlled conditions. If you suspect asbestos is present consult your Local Authority before proceeding.

Working Temperatures

Avoid installation in temperatures greater than 30°C or less than 0°C.

Fixing Guidelines

Fixing	Board	Max Centres
N50	Capping Over: FW & FO	White 600mm Black 300mm Woodgrain and other colours 400mm
N65	Full Replacement: FMS, FMXS, FMO, FMD, FMR, FMF, FMXD	
P40	Soffit	
P30	Soffit	
CP30	Hollow Soffit	

Spacing of Fixings: Horizontal

White Fascia	600mm
Coloured Fascia	400mm
Black Fascia	300mm

Spacing of Fixings: Vertical

Fascia Up to 250mm wide	2 fixings at required horizontal centres
Fascia Wider than 250mm	3 fixings at required horizontal centres
Distance between fixings when there are 2	not less than half width of board
Distance between fixings when there are 3	not less that quarter width of board

New Build/Full Replacement

Freefoam manufacture a range of Magnum boards for use in full replacement or new build work which require no backing board. The boards are self-supporting and should be fixed with Plastops colour co-ordinated nails.

Freefoam Rainwater system can be fitted directly to Magnum boards without the need for timber support.

If fascia used is less than 15mm then 12mm WBP plywood backing boards should be used.

Please note:

Distance from edge of board = not less than thickness of board, or 15mm, whichever is greater*

*pre-drill fascia in low temperatures & predrill accessories in all temperatures

Capping Over

Freefoam manufacture 10mm Square Leg and Ogee Fascia designed for capping over existing fascia and bargeboard that are in sound condition, or for use with a backing board in refurbishment work.

Available in a wide choice of colours with complete range of matching trims and accessories for a neat finish.

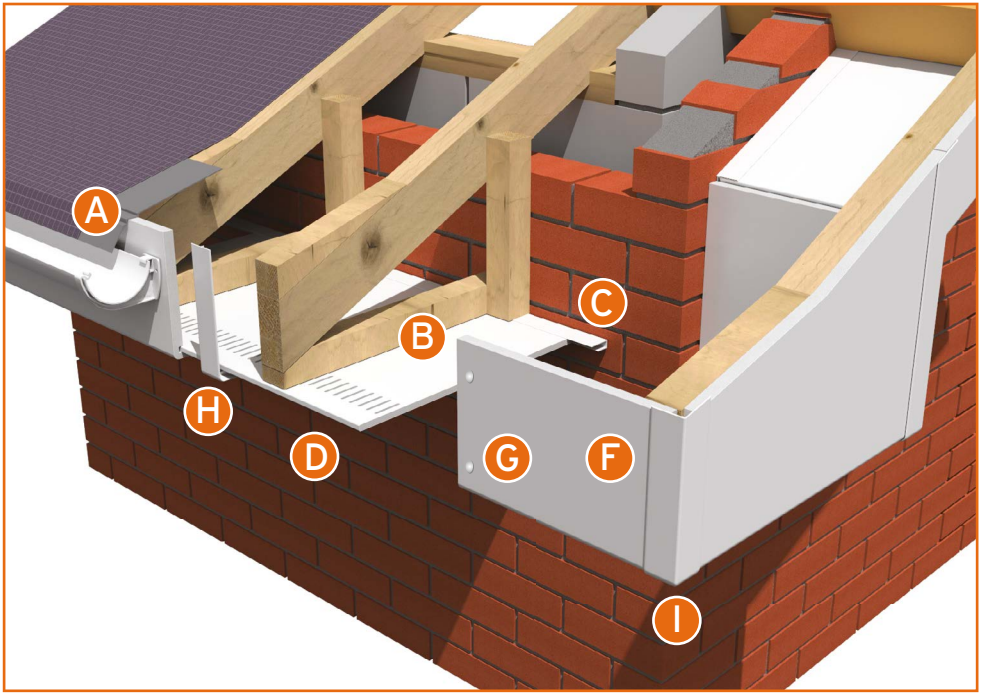
FO Ogee Fascia (10mm)

FW Plain Fascia (10mm)



Standard over fascia installation

Roofline Installation



Ventilation

Freefoam supply a range of roofline ventilation products. Ask your stockist for details. Adequate ventilation of the roof space through eaves, in terms of minimum statutory air path dimensions for various roof configurations in new build constructions, is a specified requirement.

Set out in British Building Regulations 2010: Approved Document F (England & Wales), as well as in its Scottish, Irish and Northern Ireland equivalents.

Order of work

- A** Cut back and replace damaged or worn felt, eaves can be made watertight using an eaves protector.

Use string lines to ensure rafter feet are aligned, If necessary use packing to align rafter feet.

- B** Install soffit bearers using timber battens spanned from rafter feet to the wall. Ensure that they are aligned and level.

Installation of Soffit

- C** If using a F107 'J' Trim fix this at each soffit bearer before soffit is fixed.

- D** Fix soffit boards to bearers using appropriate fixing pins (as shown on page 43). Soffit should extend 5mm beyond rafter if magnum fascia is used.

If fixing hollow soffit with joints perpendicular to fascia boards then supporting bearers will need to occur at each joint.

- E** If necessary boards can be joined at the ends using a F106 H/Joiner. Allow for 6mm extension gap at each end (12mm gap if joining two boards).




Installation of Fascia

- F** When determining fascia size ensure height is sufficient to provide tile kick. Allow for over fascia vents if being used.


- G** Fix Magnum Fascia Board with two N65 Plastops at each rafter end and non Magnum boards (less than 15mm) using two N50 Plastops at each rafter end.

- H** Join lengths of fascia between rafter positions using appropriate matching joiners ensuring 6mm expansion gap is provided at the end of each board.

- I** Use matching corner for internal and external corners. Allow for 6mm extension gap at each end (12mm gap if joining two boards).




Box End



- 1 Finish Fascia level with the face of the rafter gable. Soffit should over hang by 10mm and may be cut square or mitred.
- 2 Measure and cut fascia to form the return to gable wall using appropriate Double Ended Fascia Board, measure and cut box end to suit.
- 3 Measure and cut fascia to form the return to gable wall.
- 4 Remove section from corner joint to fit around rafter.
- 5 Fix fascia as bargeboard directly to gable rafter.

Note: Timber hangers should be installed as required to locate box end structure.

Window Boards and Trims



Preparation

Ensure substrate is clean and dry and is suitably sound to retain the window boards. If rotting or loose timber is present this should be replaced.

Installation

Ensure substrate is level and at the required height to meet the window at the required location. If necessary use packing to level the substrate or to raise the level.

Cut window **A** board to required depth and length. Note: allow extra length if horns* are required and trim board accordingly.

Fix board to substrate using a suitable general-purpose adhesive.

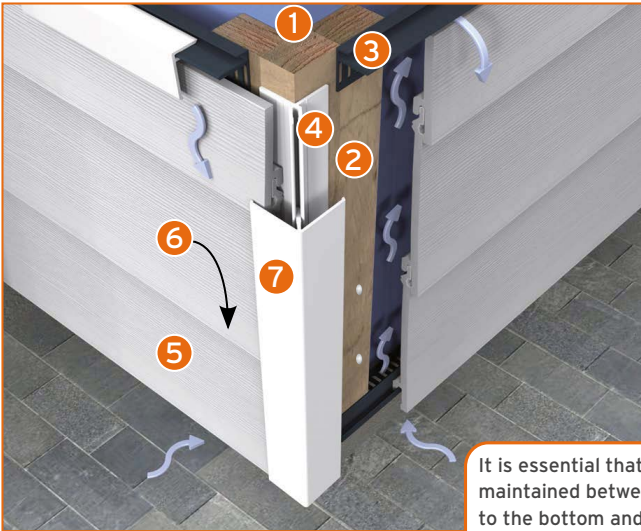
Junction between the board edges and window/reveals should be sealed with low modulus silicone.

If mechanical fixing is necessary use stainless steel screws or nails with plastic heads.

Fix trim **B** at junction between the cill and the window using low modulus silicone.

Cut endcaps **C** to length and fix using a suitable general-purpose adhesive.

Cladding Installation



Fitting instructions are suitable for all cladding ranges. Please see pages 22-26 for details of cladding products.

All Freefoam cladding profiles can be fitted horizontally or vertically.

When installing Cladding boards vertically, additional cross battens fitted vertically must be installed to allow for ventilation.





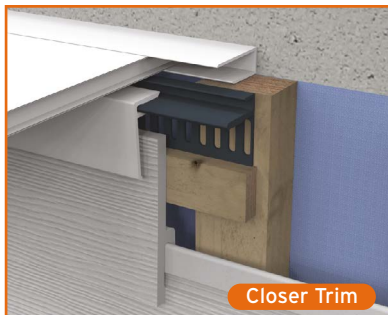
It is essential that continuous ventilation is maintained between the vertical battens from the top to the bottom and adequate expansion is allowed at the ends of boards.

Typical Installation Sequence

- 1** Fix a suitable breather membrane to substrate in accordance with manufacturer's recommendations.
- 2** Fix vertical 25mm x 50mm battens to substrate at 400mm c/c. start 200mm from the ground.
- 3** Fix ventilated starter trim at bottom of area (FC3123) making sure it is level. Fix ventilated closer trim (FC311E3) to top of area.
- 4** Fix Single Part Trims and/or first part of Two Part Edge, Corner and 'H' Trims as necessary. Do not cut second parts of trim to length yet.
- 5** Fit first Cladding Plank to Vented Starter Trim and screw fix top to cladding batten using ACSS250 cladding screws. Where necessary join the end of boards using a compatible Butt Joint or 'H' Trim with the correct expansion joint.
- 6** Interlock next Cladding Plank to the Plank below and screw fix top to cladding batten with ACSS250 cladding screws, repeating the process until the entire area to be clad is covered.
- 7** Cut second parts of 2 part trims to length and clip in place.

Note: Download Dormer Cheek installation information from www.freefoam.com

Cladding Trims





Roofline and Cladding Maintenance

When compared to the more traditional timber PVC roofline and cladding is an extremely low maintenance product.

All of our external PVC products come with weather-resistant properties that ensure they are durable enough to withstand harsh weathering and minimise the risk of severe wear and tear.

However, there are a number of steps you can take to help keep them looking as good as new for as long as possible.

Cladding

We would highly recommend rinsing your cladding down with warm soapy water or a pressure washer (adjust to 80bar maximum with the nozzle 50cm minimum distance from cladding surface) every now and then to keep it clean and free from dirt or stains. Use caution around ventilation openings to prevent excessive water ingress.

How to clean PVC if you're not using PVC panel cleaner

Step 1: Create a solution of 1 tablespoon of washing up liquid, and 1 litre of warm water in a clean plastic pail or bucket. Thoroughly mix the solution.

Fascia, Soffit and Gutter

You can use specially formulated PVC panel cleaner, a mild, non-abrasive cleaner designed for PVC. Or you can simply wash down fascia, soffit and gutter occasionally with mild detergent and water. Clean out gutters of leaves, debris and moss. This ensures they maintain optimum performance.

Step 2: Wipe the PVC panels with the solution using a microfibre cloth or sponge. Remove as much loose dirt and grime as possible. Frequently rinse the cloth with fresh water to avoid reapplying dirt to the PVC panel.

Step 3: Rinse the PVC panels with fresh water to wash away any of the soapy residue and/or the loosened dirt and grime.

Step 4: Buff the panels with a clean dry microfibre cloth to add shine and prevent soap scum from being visible.

Coastal areas: In coastal areas more frequent cleaning may be required.



**Freefoam,
the colour
specialist**

COLORMAX[™]
technology



Freefoam is the colour specialist manufacturing one of the most technologically advanced colour PVC-U and PVC-UE fascia and soffit ranges using the unique patented Colormax[™] technology.

Here's the science!

Freefoam manufacture using the co-extrusion process. A strong PVC-UE foam 'core' is simultaneously co-extruded with a rigid PVC-U skin, creating a smooth strong and hard wearing surface.

Colour Guaranteed

Available in a wide range of eight standard colours backed by an industry leading guarantee - up to 50 years on white products* and 10 years on all other colours

Off the shelf

Critically for trade and commercial sectors Colormax[™] technology allows Freefoam to supply the majority of colour products straight from stock. With no minimum order quantities Freefoam make choosing colour an easy option..

Woodgrain

Freefoam work with world leading foil provider Renolit using the Exofol PVC film for all woodgrain products to provide a durable fade resistant product.

Manufactured with two layers, the colour pigments in the base film use Solar Shield Technology to protect the fascia, soffit and cladding against excessive heat build up and the upper transparent layer prevents against fading caused by UV radiation or other weathering effects.

This technology allows Freefoam to offer a ten year guarantee on all woodgrain products.

- Built in sun reflection
- Reduced heat absorption
- Reduced profile temperature and expansion

Notes



Freefoam Building Products

77-83 St James Mill Road
Northampton
NN5 5JP

T: 01604 591110
F: 01604 580299
E: orders@freefoam.com
www.freefoam.com

2024

